

Lil' & Hot Diggity Bun Warmer

Part No. 87431EX
Revised June 1996

Instruction Manual
Models #8018EX and #8019EX





 **GOLD MEDAL**®


FUNFOOD EQUIPMENT & SUPPLIES


Cincinnati, OH 45241-4807 USA


SAFETY PRECAUTIONS

	⚠ CAUTION
	This equipment is designed and sold for commercial use only. This equipment is not to be used by the consumer in home use. Do not allow direct contact of this equipment by the public when used in food service locations. Only personnel trained and experienced in the equipment operation may operate this equipment. Carefully read all installation instructions before operating the equipment.

	⚠ WARNING
	Always wear safety glasses when servicing this equipment.

	⚠ WARNING
	NEVER put your fingers or any object into the heating area. We do NOT assume any liability for injury due to careless handling or operation of this equipment.

	⚠ WARNING
	Any alterations to this equipment will void the warranty and may cause a dangerous situation. NEVER make alterations to the equipment.

	⚠ DANGER
	Machine must be properly grounded to prevent electrical shock to personnel. Do NOT immerse the equipment in water. Always unplug the equipment before cleaning or servicing.

NOTE

The information, specifications and illustrations contained in this manual represent the latest data available at time of publication. Right is reserved to make changes as required at the discretion of Gold Medal Products Company without notice.

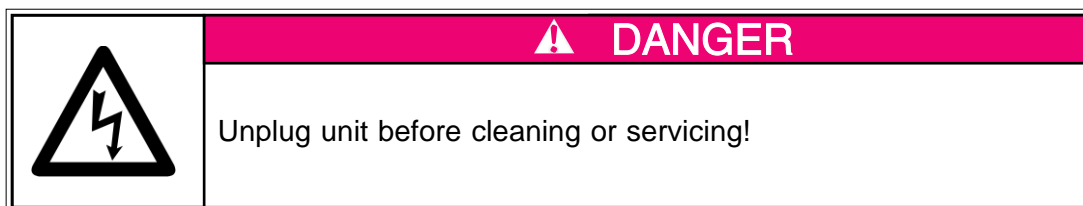
USAGE INSTRUCTIONS

1. Place unit on a flat countertop where plenty of working space is readily available.
2. Plug unit into appropriate power source outlet.
3. Set knob to desired temperature, notice that the pilot light glows as unit is activated.
4. Place buns in warmer drawers.

The Lil' Diggity Bun Warmer is able to accommodate 22 buns comfortably, while the Hot Diggity Bun Warmer can handle a whopping 44 buns.

Both the Lil' and Hot Diggity Bun Warmers operate on a 230 volt A.C., 50 cycle source. The Lil' Diggity Bun Warmer has a power draw of 300 watts, while the Hot Diggity Bun Warmer has a power draw of 600 watts.

CLEANING INSTRUCTIONS



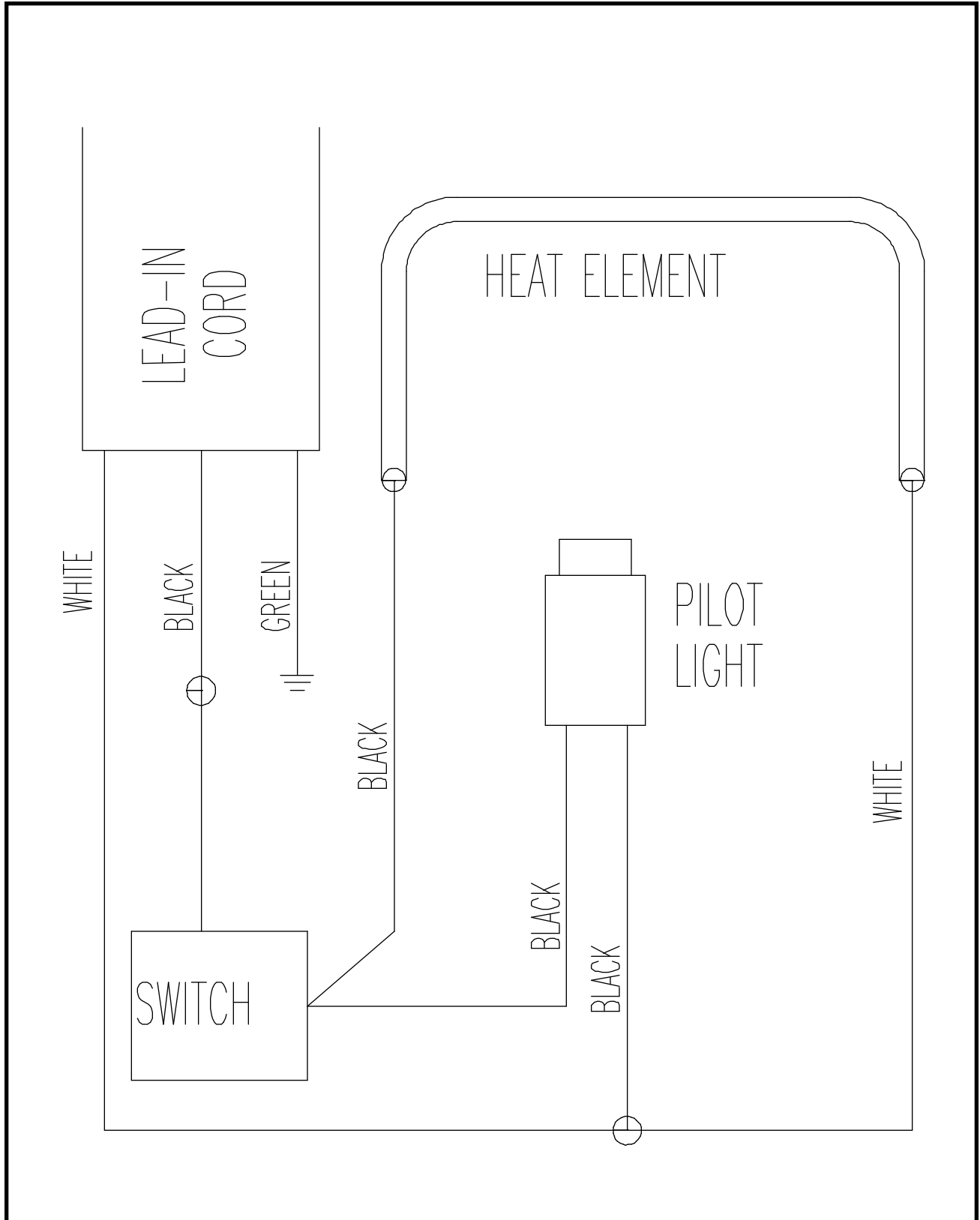
1. Unplug unit.
2. Open drawer. When drawer is fully opened, access drawer release levers. You are now able to completely remove drawer.
3. Remove pan from drawer frame and clean as needed.
4. Reassemble unit.

PARTS LIST - BUN WARMER

Model #8018EX	Model #8019EX	Description
42369	42369	Lead-in Cord
40110	40110	Black Wire Nut
41032	41032	Pilot Light, 230V Red
42302	42302	Washer, #10 Internal Tooth
47000	47000	Warranty Registration Card
74119	74119	Warning, Disconnect Power
74143	74143	Hex Nut #10-32
74148	74148	Screw #10-32 x ½" [12,7mm] Truss Head
76097	76097	Label, Unplug to Clean
87087	87087	Warning, Surface Contact
87149	87149	Label, Caution Disconnect
87163	87163	Strain Relief, #SR-10-2
87210	87210	Screw, #8-32 x ¾" [9,5mm] Rd. Hd. Ph.
87245	87245	Screw, #8-32 x ½" [12,7mm] Rd. Hd. Ph.
87247	87247	Bumper, Rubber Headed Screw
87313	87313	Screw, #6-32 x ¼" [6,4mm] Rd. Hd. Ph.
87401	87401	Drawer Lid
87405	87412	Top Cover
87406	87413	Bottom Cover
87414	87415	Dataplate
87429	87429	Heat Control, Cap
87430	87430	Knob, Heat Control
87431	87431	Parts Manual
87432	87417	Wiring Label
87436	87436	Oven/Drawer Assembly Complete L.H.
n/a	87437	Oven/Drawer Assembly Complete R.H.
n/a	87440	Wire Assembly
87441	87441	Wire Assembly
87442	87442	Wire Assembly
87443	87439	Main Wrapper Weld Assembly
n/a	87411	Front Panel
87420	87420	Drawer Handle
87449	87449	Heat Element

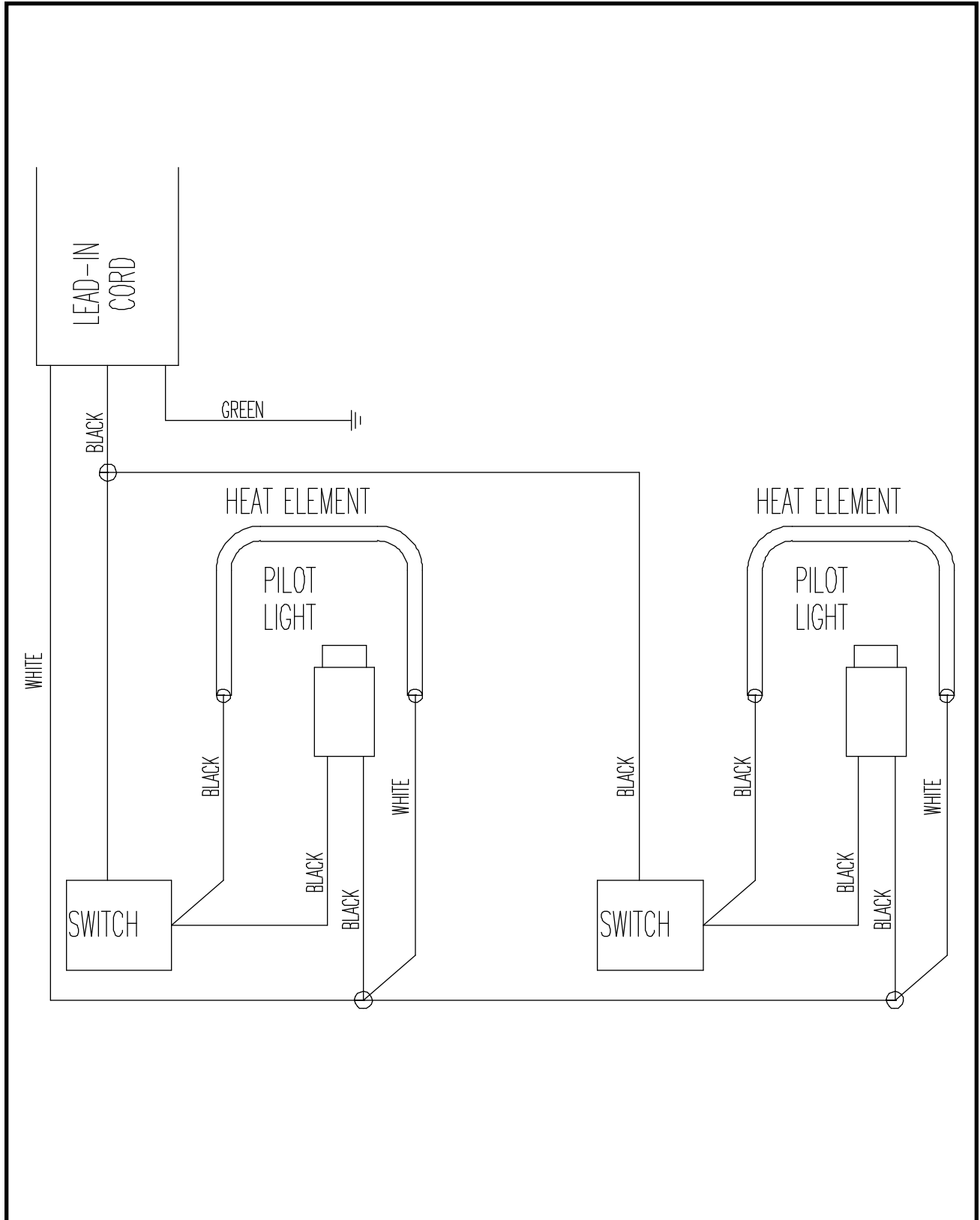
ELECTRICAL SCHEMATIC

Model #8018EX



ELECTRICAL SCHEMATIC

Model #8019EX



WARRANTY

WE WARRANT to the original purchaser the Gold Medal equipment sold by us to be free from defects in material or workmanship under normal use and service. Our obligation under this warranty shall be limited to the repair or replacement of any defective part for a period of six (6) months from the date of sale to the Original Purchaser with regard to labor and two (2) years with regard to parts and does not cover damage to the equipment caused by accident, alteration, improper use, voltage, abuse, or failure to follow instructions.

THIS WARRANTY IS IN LIEU OF ALL OTHER WARRANTIES EXPRESSED OR IMPLIED, AND OF ALL OTHER OBLIGATIONS OR LIABILITIES ON OUR PART, INCLUDING THE IMPLIED WARRANTY OF MERCHANTABILITY. THERE ARE NO WARRANTIES WHICH EXTEND BEYOND THE DESCRIPTION ON THE FACE HEREOF. We neither assume, nor authorize any other person to assume for us, any other obligation or liability in connection with the sale of said GOLD MEDAL equipment or any part thereof.

The term "Original Purchaser" as used in this warranty shall be deemed to mean that person, firm, association, or corporation who was billed by the GOLD MEDAL PRODUCTS COMPANY, or their authorized distributor for the equipment.

THIS WARRANTY HAS NO EFFECT AND IS VOID UNLESS THE ORIGINAL PURCHASER FIRST CALLS GOLD MEDAL PRODUCTS COMPANY AT 1-800-428-2676 TO DISCUSS WITH OUR SERVICE REPRESENTATIVE THE EQUIPMENT PROBLEM, AND, IF NECESSARY, FOR INSTRUCTIONS CONCERNING THE REPAIR OR REPLACEMENT OF PARTS.

NOTE: This equipment is manufactured and sold for commercial use only.



GOLD MEDAL PRODUCTS COMPANY
10700 Medallion Drive
Cincinnati, Ohio 45241-4807 USA